

# Guide to Features

## IBM 4820 SurePoint Displays Models -1xD, 2xD, 21x, 2Dx, 51x, 5Dx ONLY

Version 1.5

Last update: January 5, 2011

2009 and prior models are now archived in the Withdrawn Feature Guide Knowledgebase Article



Technical Sales Support

IBM - Retail Store Solutions

P. O. Box 12195, NKYA/307/DD-202

3039 Cornwallis Rd., Research Triangle Park, NC 27709

CLICK HERE to see if you have the latest level: <http://www-1.ibm.com/support/docview.wss?uid=pos1R1003844>



Need help NOW?

<http://www.ibm.com/solutions/retail/store/support>

# PICTORIAL GUIDE to FEATURES

4820 (2010 Announcement)

**IBM**. Retail Store Solutions TechLine

## CONTENTS

CONTENTS .....	2
The “Fine Print” .....	2
Overview .....	3
Dimensions.....	3
FEATURES for TOUCH Models .....	5
FEATURES for NON-TOUCH Models .....	9
LINE CORDS .....	12
REVISION HISTORY .....	12

### ***The “Fine Print”***

This Document is a derivative work. The source documents are not required to stay in sync with this guide.

The Feature Codes relate precisely to the Offering Structure and Sales Manual. The Part Number that is included is the “Top Bill” part number which is used to build the ordering tables. The Top Bill DOES NOT SHIP to a customer. This part number causes SMU Parts (Shippable Manufacturing Units) to be assembled and shipped. The SMU number changes frequently during the life cycle of a product.

FRU Numbers, where listed, are for those features where a one-to-one relationship exists between the Feature Code and the Field Replaceable Unit number. The source guide for these is the Hardware Service Manual and the I/O Service Manual, accessed from the PUBLICATION tab on the TechLine Support page.

#### **New Touch Models -21x, 51x**

<http://www.ibm.com/support/search.wss?rs=219&q=pub4820-21x>

#### **Non-Touch Models (and legacy models)**

<http://www-1.ibm.com/support/docview.wss?rs=219&q1=PUB4820&uid=pos1R7000073>

If you have questions, concerns, or suggestions, please send them to us as a TechLine inquiry.

<http://www2.clearlake.ibm.com/store/support/html/hquestions.html>

# PICTORIAL GUIDE to FEATURES

## 4820 (2010 Announcement) Overview

**IBM**. Retail Store Solutions TechLine

This version of the Feature Guide is a “Clean Sheet” version for the models that are supported in 2008 and beyond. The models that were announced as withdrawn on January 8, 2008 are not included here. The Feature guide in the Archive Knowledgebase article (Ver 31) [FEATURE GUIDE ARCHIVE](#)

The models covered here are:

### NON-TOUCH

**4820-1GD**  
**4820-1WD**  
**4820-2GD**  
**4820-2WD**

### TOUCH Models

**4820-21W** (IOR)      **4820-2DW** (Depot)  
**4820-21G** (IOR)      **4820-2DG** (Depot)  
**4820-51W** (IOR)      **4820-5DW** (Depot)  
**4820-51G** (IOR)      **4820-5DG** (Depot)

**Be Careful of the similarity of model -2GD (Non-Touch) and -2DG (Touch, Depot)**

## Dimensions

	10.4 inch Non Touch Models	12." Non Touch Models
Width	10.1 in (256 mm)	12.6 in (321 mm)
Height	8.3 in (211 mm)	10.6 in (269 mm)
Depth (w/o hinge cover)	1.53 in (44.5 mm)	2.1 in (53 mm)
Weight	3 lb (1.36 kg)	4.8 lb (2.2 kg)

Models	12-in Screen Size		15-in Screen Size	
	21W, 21G		51W, 51G	
Width	12.12 in	308 mm	14.13 in	359 mm
Depth	2.2 in	56 mm	2.2 in	56 mm
Height	10.43 in	265 mm	11.87 in	301.5 mm
Weight (tablet)	5.51 lb	2.5 kg	7.37 lb	3.35 kg
Weight + MSR	6.06 lb	2.75 kg	7.9 lb	3.59 kg
Weight + Keypad	6.78 lb	3.08 kg	8.65 lb	3.93 kg

### OPERATING ENVIRONMENT

Temperature: 0 to 40 degrees C (32 to 104 degrees F)

Relative Humidity: 8 to 80 (percent)

Wet Bulb (Caloric Value): 27 C (81 degrees F)

Electrical Power: kVA .02

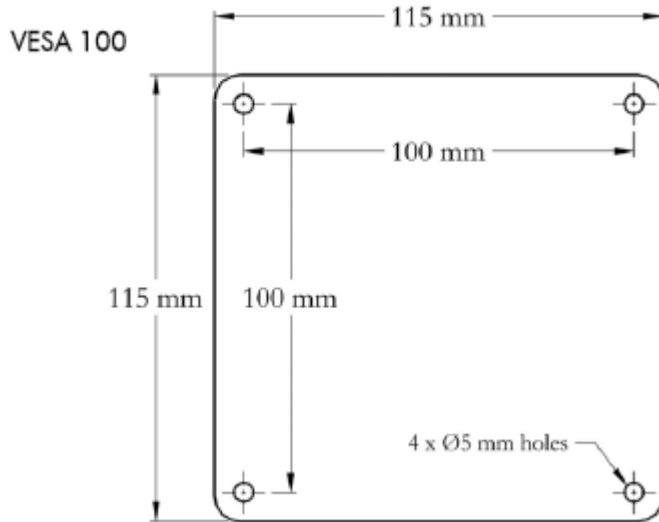
## PICTORIAL GUIDE to FEATURES

**4820 (2010 Announcement)**

**IBM. Retail Store Solutions TechLine**

**Please note:**

The recessed mounting area (5mm deep) on the back of the new Touch displays is 119mm square. Therefore, if one has a VESA-100 standard plate, as defined below (115mm square), it should fit nicely into the recessed area. The user is responsible for procuring M4 x 8mm or 10mm screws that will hold it securely. (depending on the thickness of the 3<sup>rd</sup> party plate.)



Please refer to the Getting Started Guide for everything that you ever wanted to know about the new touch displays:





<http://www-01.ibm.com/support/docview.wss?rs=219&uid=pos1R1004564>

# PICTORIAL GUIDE to FEATURES

4820 (2010 Announcement)

**IBM**. Retail Store Solutions TechLine

## FEATURES for TOUCH Models

TOUCH MODELS ONLY - 4820-21W, -2DW, -21G, -2DG, -51W, -5DW, -51G, and -5DG			
FEATURE	MFI PN	IMAGE	DESCRIPTION
2899	10N0950		<b>MES</b> for Power Brick and Line Cord. This should be used if a spare is desired on systems where your order also includes a USB or RS232 power cable.
2900 2901	10N0950 (if no powered USB cables are ordered.)	No Brick is shipped if Powered USB cable is ordered  LINE CORDS are <u>NOT</u> included with FRUs. Line Cords are assigned to factory orders based on country order. Order Line Cord FRU Separately	Specify Code for Low Voltage (2900) and High Voltage (2901) Power identifier  FRU 40N5397 Brick, Universal
3440	14J1051		FRU 42M5664 Analog Video Cable, Short, 0.8m <b>NOT COMPATIBLE with FC 7381 or 4820 mounts 4307, 4308, 4309, 4310</b> <b>This length is ideal for FC 4311</b>
3441	14J1106		FRU 42M5666 Analog Video Cable, Medium, 1.8m
3442	14J1053		FRU 42M5667 Analog Video Cable, Long, 3.8m
5570	08L2144		FRU 42M5632 Powered USB Display Cable, Distributed, Long Length, 3.8m
5572	07K5155		FRU 42M5670 Powered USB Display Cable, Distributed, Med Length, 1.8m
5575	08L2143		FRU 42M5630 Powered USB Display Cable, Integrated, 0.8m <b>NOT COMPATIBLE with FC 7381 or 4820 mounts 4307, 4308, 4309, 4310</b> <b>This length is ideal for FC 4311</b>
5573	14J0930		FRU 42M5671 Standard USB Display Cable, Distributed, 1.8m
5574	14J0624		FRU 42M5673 Standard USB Display Cable, Distributed, 3.8m

# PICTORIAL GUIDE to FEATURES

**4820 (2010 Announcement)**



**IBM**. Retail Store Solutions TechLine

TOUCH MODELS ONLY - 4820-21W, -2DW, -21G, -2DG, -51W, -5DW, -51G, and -5DG			
FEATURE	MFI PN	IMAGE	DESCRIPTION
4305	84Y2950		<b>FRU: 84Y2941</b> Table Top Mount Pearl White
4306	84Y2940		<b>IRON GRAY shown</b>  <b>FRU: 84Y2951</b> Table Top Mount Iron Gray
4307	84Y2901		<b>FRU: 84Y2903 – Mount</b> <b>FRU: 44D0215 - M5x40 Thumbscrews (4)</b> <b>FRU: 57P4336 – Pearl White Filler</b>  Integrated Mount, SurePOS 700 Pearl White/Storm Gray w/ tray. This feature kit includes the filler plate and 40mm thumbscrews (4)
4308	84Y2911		<b>FRU: 84Y2913 – Mount</b> <b>FRU: 44D0215 - M5x40 Thumbscrews (4)</b> <b>FRU: 10N1309 – Iron Gray Filler</b>  Integrated Mount, SurePOS 700 Iron Gray w/ Integration tray. This feature kit includes the filler plate and 40mm thumbscrews (4)
4309	84Y2921		<b>FRU: 84Y2903 – Mount</b> <b>FRU: 4iJ7946 - M5x35 Thumbscrews (4)</b> <b>FRU: 57P4337 – Pearl White Filler Box</b>  Integrated Mount, SurePOS 700 Pearl White/Storm Gray <b>w/o tray</b> . This feature kit includes the 5-sided filler and 35mm thumbscrews (4)
4310	84Y2931		<b>FRU: 84Y2913 – Mount</b> <b>FRU: 41J7946 - M5x35 Thumbscrews (4)</b> <b>FRU: 10N1317 – Iron Gray Filler Box</b>  Integrated Mount, SurePOS 700 Iron Gray <b>w/o tray</b> . This feature kit includes the 5-sided filler and 35mm thumbscrews (4)

# PICTORIAL GUIDE to FEATURES

4820 (2010 Announcement)

**IBM**. Retail Store Solutions TechLine

TOUCH MODELS ONLY - 4820-21W, -2DW, -21G, -2DG, -51W, -5DW, -51G, and -5DG			
FEATURE	MFI PN	IMAGE	DESCRIPTION
4311	84Y2980  TOUCH MODELS 21x and 51x only for use with SurePOS 500 M/T 4852 and 4961 only  Not for -1GD or 2GD (see FC 4295)	 ONLY available in Iron Gray	SurePoint 4820-xxx LCD Display stand This is for the SurePOS 500 4852 or 4961 Machine Types. This mounts to the rear of the 4852/4961. It performs the same function as the 4852 FC FC 4295 <b>FRU 84Y2984</b> – Iron Gray Adapter Bracket kit complete with covers, and screws <b>FRU 84Y2981</b> – Bracket & Mount  The Feature Includes BRACKET, Mount Plate, Covers, and Screws.  Order the 0.8Meter, Integrated length cables.
1116	84Y2970		<b>FRU 84Y2971</b> Adapter Kit Vesa Pearl White This consists of a plate, 4 M4x14 screws, and a cable cover
1117	84Y2974	<b>IRON GRAY shown</b> The rectangular plate will make the back surface smooth to accommodate 3 <sup>rd</sup> party mounts (Vesa-100) if the outside dimensions of the Vesa-100 plate exceed 119mm  Also, consider this feature if you have an existing mount FC 7380, 7381, 8380, or 8381 for the prior-generation 15" touch models and you wish to keep the mount	<b>FRU 84Y2975</b> Adapter Kit Vesa Iron Gray This consists of a plate, 4 M4x14 screws, and a cable cover
6962	84Y2860	 <b>IRON GRAY shown</b>	<b>FRU 84Y2861</b> MSR/Keylock (3-Track) Pearl White Includes mounting thumbscrew This requires a keylock FC 9200-9218
6963	84Y2870		<b>FRU 84Y2871</b> MSR/Keylock (3-Track) Iron Gray Includes mounting thumbscrew This requires a keylock FC 9200-9218

# PICTORIAL GUIDE to FEATURES

**4820 (2010 Announcement)**

**IBM**. Retail Store Solutions TechLine

TOUCH MODELS ONLY - 4820-21W, -2DW, -21G, -2DG, -51W, -5DW, -51G, and -5DG			
FEATURE	MFI PN	IMAGE	DESCRIPTION
6964	84Y2880	 <b>IRON GRAY shown</b>	<b>FRU 84Y2881</b> Keypad/MSR/Keylock, Pearl White This requires a keylock FC 9200-9218
6965	84Y2890		<b>FRU 84Y2891</b> Keypad/MSR/Keylock, Iron Gray This requires a keylock FC 9200-9218
6966	84Y2850	 <b>IRON GRAY shown</b>	<b>FRU 84Y2851</b> Speaker Assembly, Amplified, Iron Gray Includes mounting thumbscrew
6967	84Y2840		<b>FRU 84Y2841</b> Speaker Assembly, Amplified, Pearl White, Includes mounting thumbscrew
9200	41J8101 Pearl	<p style="color: blue; font-weight: bold;">TOUCH MODELS ONLY ONLY APPLICABLE IF THE MSR or KEYPAD are ordered.</p> 	FRU 41J8077 Non-operative lock Pearl White FRU 41D9799 Non-operative lock Iron Gray <p style="color: blue; font-weight: bold;">IF this is ordered as a 4611-020 MES item, you will receive one each of the non-operative locks</p> <ul style="list-style-type: none"> <li>- pebble gray qty=1 (for legacy systems)</li> <li>- iron gray qty=1</li> <li>- litho gray qty=1 (for legacy systems)</li> </ul>
	41D9798 Iron Gray		
9202	41J8102	<p style="color: blue; font-weight: bold;">ONLY APPLICABLE IF THE MSR or KEYPAD are ordered.</p>  Core      Key FRU – See I/O Service Manual Assembly #23	Standard locks for cash drawers
9203	41J8103		Standard locks for cash drawers
9204	41J8104		Standard locks for cash drawers
9205	41J8105		Standard locks for cash drawers
9206	41J8106		Standard locks for cash drawers
9218	41A3498		Randomly-assigned Lock
9521	4783922	<p style="color: blue; font-weight: bold;">ONLY APPLICABLE IF THE MSR or KEYPAD are ordered.</p> 	FRU 4783922 Key Change Kit



# PICTORIAL GUIDE to FEATURES

4820 (2010 Announcement)

**IBM**. Retail Store Solutions TechLine

## FEATURES for NON-TOUCH Models

Non-Touch Models 4820-1WD, 2WD, 1GD, and 2GD			
FEATURE	MFI PN	IMAGE	DESCRIPTION
2900 and 2901	10N0950 (if no powered USB or Powered RS232 cables are ordered.)		Specify Code for Low Voltage (2900) and High Voltage (2901) Power identifier  FRU 40N5397 Brick, Universal -
2899	10N0950	No Brick (if USB power cable ordered or RS232 Power cable ordered)  LINE CORDS are NOT included with FRUs. Line Cords are assigned to factory orders based on country order. Order Line Cord FRU Separately (see page 11)	<b>MES</b> for Power Brick and Line Cord. This should be used if a spare is desired on systems where your order also includes a USB or RS232 power cable.  FRU 40N5397 Brick, Universal
3440	14J1051		FRU 42M5664 Analog Video Cable, Short, 0.8m <b>NOT COMPATIBLE with SurePOS 700 FC 7295, 8295, 7297 or 8297</b>
3441	14J1106		FRU 42M5666 Analog Video Cable, Medium, 1.8m recommended for SurePOS 700 Model 7x3 with cable arm
3442	14J1053		FRU 42M5667 Analog Video Cable, Long, 3.8m
3712	29R0881		FRU 42M5690 USB Power Cable, Short, 0.8m <b>NOT COMPATIBLE with SurePOS 700 FC 7295, 8295, 7297 or 8297</b>
3714	29R0879		FRU 41J6817 USB Power Cable, Long, 3.8m
4212	<b>-1WD, 2WD ONLY</b> 40N5640 1xx 07K5137 2xx	 <b>IRON GRAY SHOWN</b>  VESA-75MM ONLY	FRU 40N5642 for -1WD, FRU 40N6293 for -2WD VESA Mount, Pearl White <b>IF YOU ORDER via 4611-020, you will get the PN for the 4820-2WD. The 4611 FC will NOT fit on the models 1WD.</b>
4223	<b>-1GD, 2GD ONLY</b> 40N5639 1xx 14J1044 2xx		FRU 40N5641 -1GD Only FRU 40N6294 for -2GD VESA Mount, Iron Gray <b>IF YOU ORDER via 4611-020, you will get the PN for th 4820-2GD. The 4611 FC will NOT fit on the models 1GD.</b>

# PICTORIAL GUIDE to FEATURES

4820 (2010 Announcement)

**IBM**. Retail Store Solutions TechLine

Non-Touch Models 4820-1WD, 2WD, 1GD, and 2GD			
FEATURE	MFI PN	IMAGE	DESCRIPTION
4295	54Y2394		<p>SurePoint 4820-2GD LCD Display stand</p> <p><b>FRU 54Y2463</b> – Mount, covers, and screws  <b>FRU 54Y2464</b> – Covers only</p> <p>Includes BRACKET, Mount Plate, and SCREWS.</p> <p><b>THIS FEATURE IS IDENTICAL TO FC 4295 on the 4852 Machine Type.</b></p> <p><b>Order the 0.8Meter, Integrated length cables.</b></p>
4299	07K7940		<p>FRU 07K6120 Weighted Distributed Stand, Iron Gray</p>
4300	41J7989		<p>FRU 07K6080 Weighted Distributed Stand, Pearl White</p>

# PICTORIAL GUIDE to FEATURES

**4820 (2010 Announcement)**

**IBM**. Retail Store Solutions TechLine

Non-Touch Models 4820-1WD, 2WD, 1GD, and 2GD			
FEATURE	MFI PN	IMAGE	DESCRIPTION
7295	-1WD, 2WD ONLY 10N1350	 <p style="color: red; text-align: center;">PEARL WHITE SHOWN</p>	Integrated Mount, Pearl White, Short, for Wide SurePOS 700 -7x1, -7x2, -7x3 terminals
8295	-1GD, 2GD ONLY 10N1321		<p style="color: blue; text-align: center;"><b>THE FILLER PLATE IS INCLUDED</b></p> <p style="color: red; text-align: center;">NOTE: Unlike the new TOUCH mounts, The SHORT cables are NOT blocked from ordering these legacy features. They are not long enough for the integration onto the SurePOS 700.</p> <p style="text-align: center;">FRUs (6 parts) see HW SVC Guide</p>
7297	-1WD, 2WD ONLY 10N1354	 <p style="text-align: center;">Tall Mount Shown</p>	Integrated Mount, Pearl White Short, for Narrow SurePOS 700 -7x1, -7x2, 7x3
8297	-1GD, 2GD ONLY 10N1311		<p style="color: blue; text-align: center;"><b>THE FILLER PLATE IS INCLUDED</b></p> <p style="color: red; text-align: center;">NOTE: Unlike the new TOUCH mounts, The SHORT cables are NOT blocked from ordering these legacy features. They are not long enough for the integration onto the SurePOS 700.</p> <p style="text-align: center;">FRUs (6 parts) see HW SVC Guide</p>
5099	ONLY RELEASED for models - 2Gx -		FRU 40N6218 Hinge Cover, Iron Gray
5100	ONLY RELEASED for models - 2Wx		<p><b>NOT Needed</b> if you order an Integrated pedestal mount or a Weighted base</p>

# PICTORIAL GUIDE to FEATURES

4820 (2010 Announcement)

**IBM**. Retail Store Solutions TechLine

## LINE CORDS

FEAT	MFI P/N	FRU	Description	Country
9898	07K4029	39M4976	Power Cord, 1.0M Non-Locking	Dominica, Grenada, Hong Kong, Montserrat, Seychelles, Saint Kitts and Nevis
9890	07K4024	39M4992	Power Cord, 1.0M Non-Locking	Japan
9880	07K4019	39M4955	Power Cord, 1.0 M Non-Locking	<b>FC 9880 is required in Chicago</b>
9875	07K4019	39M4955	Power Cord, 1.0M Non-Locking	US except Chicago, Anguilla, Cayman Islands, Turks and Caicos Islands, Virgin Islands (British)
9870	07K4021	39M4964	Power Cord, 1.0M Non-Locking	Euro, France, Greenland, Mauritius, St. Lucia, Saint Vincent and the Grenadines
9865	07K4022	39M4968	Power Cord, 1.0M Non-Locking	Denmark
9860	07K4023	39M4972	Power Cord, 1.0M Non-Locking	South Africa
9855	07K4029	39M4976	Power Cord, 1.0M Non-Locking	UK/Ireland
9850	07K4025	39M4980	Power Cord, 1.0M Non-Locking	Switzerland
9845	07K4026	39M4984	Power Cord, 1.0M Non-Locking	Italy
9840	07K4028	39M4988	Power Cord, 1.0M Non-Locking	Israel
9830	67P0010	39M4951	Power Cord, 2.8M Non-Locking	Argentina, Paraguay, Uruguay
9825	61P5724	39M4956	Power Cord, 1.8M Non-Locking	Colombia, Venezuela, Peru, Ecuador

## REVISION HISTORY

V1.5 – January 5, 2011 – Removed reference to potential RPQs for the new touch screens.

V1.4 – October 14, 2010 – Added VESA Plate dimensions and clarified note on FC 1116/1117 to reflect eConfig change

V1.3 – October 3, 2010 – Corrected color on FC 4305, changed note on FC 1116 / 1117

V1.2 – September 22, 2010 – Removed model -1GD from FC 4295

V1.1 – September 14, 2010 – Corrected Tabletop stand FRU numbers

V1.0 – September 13, 2010 – Initial Release